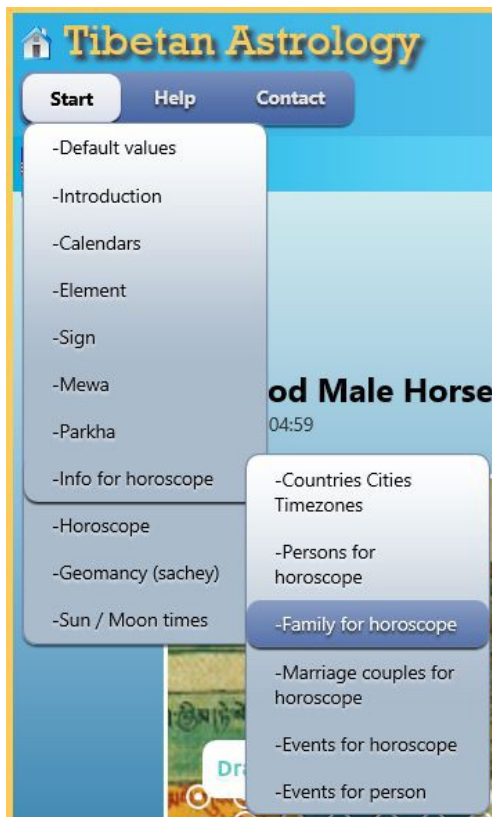


## Family for horoscope



After Click Start -> Info for horoscope -> Family for horoscope the following window appears with defaults:

Who	Fam.name	First name	Birthdate/time	Gender
<input type="radio"/> Person	Example 1	WB 142 – 4.4	11/29/1989 5:00:00 AM	Male
<input type="radio"/> Father	Example 1	Father	7/15/1965 5:00:00 AM	Male
<input type="radio"/> Mother	Example 1	Mother	11/19/1965 5:00:00	Female
<input type="radio"/> Father's mother	Example 1	Father's mother	10/28/1942 5:00:00	Female
<input type="radio"/> Mother's mother	Example 1	Mother's mother	6/10/1942 5:00:00	Female
<input type="radio"/> Previous brother	Example 1	Previous brother	6/10/1987 5:00:00 AM	Male

And in the lower part of the window persons which are added using 'Persons for horoscope'.



KDT

## Family for horoscope

Select	Family name	First name	Birthdate and Time	Gender
<input checked="" type="radio"/> Person	Example 1	WB 142 - 4.4	11/29/1989 05:00:00	Male
<input type="radio"/> Father	Example 1	Father	07/15/1965 05:00:00	Male
<input type="radio"/> Mother	Example 1	Mother	11/19/1965 05:00:00	Female
<input type="radio"/> Father's mother	Example 1	Father's mother	06/10/1942 05:00:00	Female
<input type="radio"/> Mother's mother	Example 1	Mother's mother	06/10/1942 05:00:00	Female
<input type="radio"/> Previous brother	Example 1	Previous brother	06/10/1987 05:00:00	Male



Person

Family name	First name	Birthdate and Time	Gender	Select
Example 1	Father	07/15/1965 05:00:00	Male	
Example 1	Previous brother	06/10/1987 05:00:00	Male	
Example 1	WB 142 - 4.4	11/29/1989 05:00:00	Male	
Example 1	Father's mother	06/10/1942 05:00:00	Female	
Example 1	Mother	11/19/1965 05:00:00	Female	
Example 1	Mother's mother	06/10/1942 05:00:00	Female	

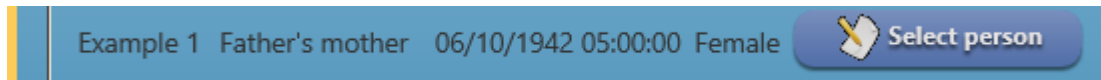



Persons for horoscope

If you select 'Father' the shown persons will only be male and at least 12 years older than the selected person. This is also the case for 'Mother' where the mother must be female and at least 12 years older.




Select Person and a click on Select person at e.g. Example 1 Father's mother will replace the selected person and all the other family members will be shown as 'Unknown'.



Try a click at  e.g. Example 1 WB 142 – 4.4 this will show the complete family.

To delete a family member click the radio button in front of a family member followed by a click on



A click on  will save the information for future use.

The last 'Person' selected ( with Update family) will be remembered by the system.

A full family is necessary for a full birth horoscope, but Father's mother and Mother's mother can be omitted if you like.

More than one person can of course have the same father and mother.